


The Ariba Network is the firm's preferred tool for invoicing. It automates the process of reconciliation and ordering, thus improving the efficiency and accuracy of transactions.

Once you have received the below email from Ariba, please refer to the [link](#) for registration and follow the instructions to fill out the questionnaire. For more vendor related questions and resources visit the [Our Vendor Program](#) page.

Invitation: Register as a Supplier With Goldman Sachs

<s4system-prod3+GS1-T.Doc740550874@ansmtp.ariba.com>

Reply



Goldman Sachs is inviting you to register as a supplier through the Ariba Network (AN) to support the electronic processing of orders and payments. Registration is free with a standard account.

To register, follow the steps outlined below:

1. Access Ariba Network: [Click Here](#) to "Sign up" as a new user or click "Log In" to enter your existing credentials, Goldman Sachs recommends new suppliers register with a Standard Account that has no subscription fee. Refer to the [guide](#) for additional information.
2. Once you have logged in to your account, please fill in the first section and then choose the region applicable to proceed further. Refer to the region-specific guides below and follow the instructions to complete and submit the registration questionnaire.

Registration Questionnaire Guides

[Americas](#)

[EMEA](#)

[Asia](#)

Please note: the questionnaire request is time sensitive. It is only valid for 30 days after you have received the request.

If you have questions, please reach out to us at the below email.

Thank you
Goldman Sachs—[Procure to Pay Team](#)

Ariba, Inc. 3420 Hillview Ave, Palo Alto, CA 94304, USA

[Data Policy](#) | [Contact Us](#) | [Customer Support](#)

Instructions for the Questionnaire

1. General Information

1.1. Supplier Full Legal Name – Include name without special characters

1
General Information
Less...

Note: The questions in this questionnaire will be dynamic in behavior. You might see leaps in the question numbering depending on the answers you provide.

Please click on the information icon against each field before filling in appropriate details

1.1 Supplier Full Legal Name - Corporate Tax (USA) /Transaction registration name ⓘ

* SLPTrainingVendor

1.2. Continued Supplier Name – If legal name is longer than 35 characters (text without special characters)

1.2 Continued Supplier Name (If longer than 35 characters)

1.3. Other operating names

1.3 Supplier Name (Other names operating under) - In case you do not have other names, please enter the "Supplier full legal name".

1.4. Supplier Headquarter Address – Update complete address without special characters

1.4 Supplier Headquarter Address

Show More

Street: 71 Cherry Court ⓘ

House Number: ⓘ

Street 2: ⓘ

Street 3: ⓘ

District: ⓘ

Postal Code: PO16 7GZ ⓘ

City: SOUTHAMPTON ⓘ

Country/Region: United Kingdom (GB) ⓘ

State/Province/Region: Somerset (SO) ⓘ

Ariba Supplier Registration Guide

Americas


1.5. Corporate Email Address – Update a valid email address to be used for communication, preferably a Finance/Accounting team email address

1.6. Do you qualify as a diverse supplier? – Refer to the linked Goldman Sachs diversity definitions to answer (Yes/No)

<p>1.6 Do you qualify to be a diverse supplier ? (Please refer to this website to review Goldman Sachs diversity definitions here)</p> <p>If Yes, you will receive a diversity specific questionnaire, after this form has been accepted by Goldman Sachs.</p>	<p>* No <input type="button" value="v"/></p>
--	--

1.7. Are you based out of South Africa? – If your answer to Question 1.7 is 'Yes', then answer Question 1.8

1.8. Have you been evaluated as a Broad-Based Black Economic Empowerment (BBBEE) vendor? – Select Yes/No from the dropdown as per preference

1.5 Corporate Email Address 	<input type="text"/>
<p>1.6 Do you qualify to be a diverse supplier ? (Please refer to this website to review Goldman Sachs diversity definitions here)</p> <p>If Yes, you will receive a diversity specific questionnaire, after this form has been accepted by Goldman Sachs.</p>	* Yes <input type="button" value="v"/>
1.7 Are you based out of South Africa?	* Yes <input type="button" value="v"/>
1.8 Have you been evaluated as a BBBEE vendor?	* Unspecified <input type="button" value="v"/>

1.9. Do you use sensitive PII (Personally Identifiable Information) as identification? - Select (Yes/No)

- If 'Yes', please reach out to gsasdvms@ny.email.gs.com with the offline template containing additional details needed to facilitate payment set-up. Callback will be initiated to validate the payment instructions verbally over call on the contact details provided by the supplier
- If 'No', please fill additional sections under question 5, 9 and 15 (tax information and bank data)

<p>1.9 Do you use sensitive PII (Personally Identifiable Information) as identification (government identification numbers or financial account numbers associated with individual persons (e.g. U.S. Social Security numbers, driver's license numbers, or personal credit card or banking account numbers))?</p> <p>If yes, please reach out to gs-asd-vm with the offline template with additional details needed to facilitate payment set-up. </p> <p>References <input type="button" value="v"/></p>	<p>* Unspecified <input type="button" value="v"/></p>
---	---

2. Primary Contact Information

2.1. Supplier Contact Person_First Name

2.2. Supplier Contact Person_Last Name

2.3. Supplier Contact Person email – Update valid email address for Goldman Sachs to be able to reach out for further information

2.4. Supplier Contact Telephone - Update valid contact number without special characters (Example: 212121212)

2.6 Supplier Contact Title

2 Primary Contact Information	
2.1 Supplier Contact Person_First Name	* <input type="text" value="Test VendorSG"/>
2.2 Supplier Contact Person_Last Name	* <input type="text" value="TrainingSG 1"/>
2.3 Supplier Contact Person_Email	* <input type="text"/>
2.4 Supplier Contact Telephone (Contact Number to be updated without the country Code) ⓘ	* <input type="text" value="211211211"/>
2.5 Supplier Contact Fax	<input type="text"/>
2.6 Supplier Contact Title	* <input type="text" value="Ms."/> ▼

4.0 Payment Method Selection

4.0 Preferred payment method – Select your preferred payment method from the dropdown

Note: 'ACH' and 'FEDWIRE' are preferred as per US local routing code payment method. Please provide a valid routing code that supports ACH or Wire

4 Preferred payment method: (Check Payment Method should be selected as exception only if there are no other payment options available)	* (2) - EFT ▼
5 Will you be providing SWIFT based Bank Account? (Please select Yes, if you only have swift based account and update question 14. If not select No and update question 15 accordingly)	* (1) - ACH Transfer
7 Do you have additional remittance addresses or bank account information other than what has already been provided?	* (2) - EFT
9 Tax Information Add Tax Information (1)	(3) - Check
10 Tax Document Upload	(5) - Fed Wire
10.1 Please select the country/region you are based at	(S) - Sort Code
	(Z) - Zenjin

Ariba Supplier Registration Guide

Americas

5.0 Will you be providing a SWIFT based Bank Account? - Select 'NO' from dropdown

Note: United States is a non-Swift based country as we are using local routing code FEDWIRE/ACH

4 Preferred payment method: (Check Payment Method should be selected as exception only if there are no other payment options available)	*(1) - ACH Transfer ▾
5 Will you be providing SWIFT based Bank Account? (Please select Yes, if you only have swift based account and update question 14. If not select No and update question 15 accordingly)	*No ▾

7.0 Do you have additional remittance addresses or bank account information other than what has already been provided? – Select from the dropdown - If you answered 'Yes', please fill additional data in Question 8

7 Do you have additional remittance addresses or bank account information other than what has already been provided?	*No ▾
7 Do you have additional remittance addresses or bank account information other than what has already been provided?	*Yes ▾
8 Remittance Address and Bank Information	Add Remittance Address and Bank Information (0)

9.0 Tax Information – Click the hyperlink and Select 'Add Tax Information' and choose from Country/Region and Tax ID type to update details and save the information

9 Tax Information	Add Tax Information (1)
▼ 10 Tax Document Upload	
10.1 Please select the country/region you are based at	*USA ▾
10.2 Please upload your W9 certificate	*Attach a file

Save
Cancel

Clicking Save will only **save** your Repeatable Section answers. To **submit** your response, you will need to click Save and then click **Submit Entire Response** on the main screen.

All Content > 9 Tax Information

Tax Information (1)

Name ↑										
▼ Tax Details #1	Delete									
Tax ID (Update only one Tax ID and ensure it matches with the Tax ID on the Tax document provided)	Country/Region: United States (US) ▾ ⓘ <table border="1"> <thead> <tr> <th>Tax Name</th> <th>Tax Type</th> <th>Tax Number</th> </tr> </thead> <tbody> <tr> <td>United States: Tax Identification Number/Employer ID Number</td> <td>Organization</td> <td></td> </tr> <tr> <td>United States: GIIN Number (Mandatory for Foreign Financial Institutions)</td> <td>Organization</td> <td></td> </tr> </tbody> </table>	Tax Name	Tax Type	Tax Number	United States: Tax Identification Number/Employer ID Number	Organization		United States: GIIN Number (Mandatory for Foreign Financial Institutions)	Organization	
Tax Name	Tax Type	Tax Number								
United States: Tax Identification Number/Employer ID Number	Organization									
United States: GIIN Number (Mandatory for Foreign Financial Institutions)	Organization									

Add an additional Tax Details

(*) Indicates a required field

10. Tax Document Upload

10.1 Please select the country/region you are based out of – Select country/region as 'USA'

10.4 Please upload your VAT certificate – Upload attachment (10.4 is conditional to the region selected in 10.0. - tax document needs to be uploaded)

▼ 10 Tax Document Upload	
10.1 Please select the country/region you are based at	* USA ▼
10.2 Please upload your W9 certificate	*Attach a file

11. Federal Tax Classification (For US Only)

11.1 Check appropriate box for federal tax classification of the person whose name. Select only one of the 7 boxes from the dropdown provided

11.3 Enter Exemptions (codes apply only to certain entities, not individuals) – Exempt payee code (if any)

11.4 Enter Exemption from FATCA reporting code (if any)

▼ 11 Federal tax classification (For US only)	
11.1 Check appropriate box for federal tax classification of the person whose name. Check only one of the following seven boxes.	* C Corporation ▼
11.3 Enter Exemptions (codes apply only to certain entities, not individuals) -Exempt payee code (if any)	
11.4 Enter Exemption from FATCA reporting code (if any)	

12.0 Do you have additional ordering addresses than the one already provided? Select (Yes/No)

Note: Enter only addresses that have a business relationship with Goldman Sachs

13.0 Ordering Address or Ship from Address – 13.0 is conditional. Please answer if the option for 12.0 was selected as 'Yes'

Enter only addresses that have a business relationship with Goldman Sachs

12 Do you have additional ordering addresses than the one already provided?	* No ▼
---	--------

12 Do you have additional ordering addresses than the one already provided?	* Yes <input type="button" value="Save"/>
13 Ordering Address or Ship from Address Add Ordering Address or Ship from Address (0) Less... <input type="button" value="-"/>	

15. Main Address Bank Data

Main Address Bank Data – Complete required information including bank type, bank ID, country/region, account holder name, bank key/aba routing number, account number and bank control key

15 Main Address Bank Data Add Main Address Bank Data (0)

Bank Type – Select from the dropdown list (Domestic/Foreign)

If your bank account is based outside your country region, please select option 'Foreign' else, select 'Domestic' to get the country list in the next field

Country Region – Click 'Browse more' to select from the country list

Account holder name – Enter account name

Bank Key – Valid ABA or ACH routing code to be updated

Account number field is mandatory

Clicking Save will only save your Repeatable Section answers. To submit your response, you will need to click Save and then click **Submit Entire Response** on the main screen.

[Content](#) > 15 Main Address Bank Data

Main Address Bank Data (1)






Bank Data #1	Delete	Less...
Please provide only Account Number & Routing Code in this field		
Bank Information		<div>Bank Type: <input type="button" value="Domestic"/></div> <div>Bank Id: USD1</div> <div>Country/Region: <input type="button" value="United States"/></div> <div>Account Holder Name: <input type="text" value="ABC"/></div> <div>Bank Key/ABA Routing Number: <input type="text" value="021000021"/></div> <div>Account Number: <input type="text" value="11111"/></div> <div>Bank Control Key: <input type="button" value="No Choice"/></div>
Continued Bank Account number (if longer than 18 characters):		<input type="text"/>
Account Holder Name (in Local Language)		<input type="text"/>
Does the bank information provided for the main address have an intermediary bank?		* No <input type="button" value="v"/>
Only for Indonesia Banks		
Please select the beneficiary type		Unspecified <input type="button" value="v"/>
Please select the residential status		Unspecified <input type="button" value="v"/>
Please select the transaction type		Unspecified <input type="button" value="v"/>

Ariba Supplier Registration Guide

Americas





If the bank information provided for the main address has an intermediary bank, please provide these additional details

Fill in details applicable to Indonesia Banks

Does the bank information provided for the main address have an intermediary bank?	* Yes 
▼ Intermediary Bank Details	
Enter your final beneficiary bank account number	* <input type="text"/>
Intermediary 1 or 2	* 1 
Bank Key/ABA Routing Number/IFC code	* <input type="text"/>
Bank Account Number	<input type="text"/>
Continued Bank Account number (if longer than 18 characters):	<input type="text"/>
IBAN	<input type="text"/>
SWIFT Code	<input type="text"/>
▼ Only for Indonesia Banks	
Please select the beneficiary type	Unspecified 
Please select the residential status	Unspecified 
Please select the transaction type	Unspecified 

If there are multiple bank accounts, please click on 'Add an additional bank data'

(*) indicates a required field

▼ Bank Data #2 Delete Less... 	
Please provide only Account Number & Routing Code in this field	
Bank Information	<div> <div>Bank Type: Domestic </div> <div>Country/Region: United States </div> <div>Account Holder Name: ABC</div> <div>Bank Key/ABA Routing Number: 021000021</div> <div>Account Number: 1235698</div> <div>Bank Control Key: No Choice </div> </div>

Once completed, please submit the responses.

15 Main Address Bank Data	Add Main Address Bank Data (1)
(*) indicates a required field	
<input type="button" value="Submit Entire Response"/> <input type="button" value="Save draft"/> <input type="button" value="Compose Message"/> <input type="button" value="Excel Import"/>	